

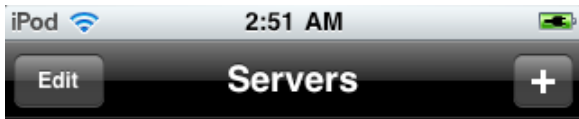
iMy 2.1

©2011 Spanware, Inc.

iMy 2.1 is a full MySQL client for the iPhone and iPod Touch

Features include:

- SSH tunneling support for secure connections
- Easy query building with a minimum of typing.
- Ability to upload and download query text directly to the device
- Ability to download query results directly from the device
- Ability to email query results
- Manage MySQL server connections



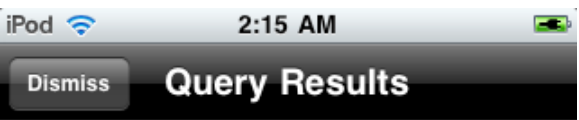
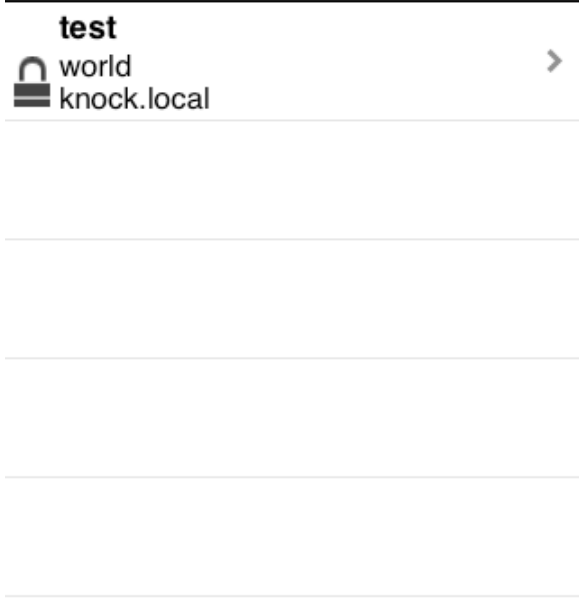
The opening screen

These are the list of MySQL connections. If a connection utilizes SSH tunneling, a padlock appears to the left of the connection name.

Tapping the ? will bring up this manual.

In the lower left is the file management button. Tapping this button will let you remove existing query results from your device to free up space.

In the lower right hand corner is the web sharing button. This allows you to share your saved queries to anyone on your local network via a web browser. Tap the button, and enter the URL on a desktop computer (or use Bonjour if using Safari), and you can download query results.



Please point your browser to this address:

<http://192.168.1.203:57187>

A list of text files will appear. Right click and save files to your computer.



Creating Accounts

To create an account in iMy, tap the + button on the opening screen. From here, you can enter the data that will help you connect to your MySQL server. Each connection must have a unique name. You must also enter the host name, user name, database, and password.

Using SSH

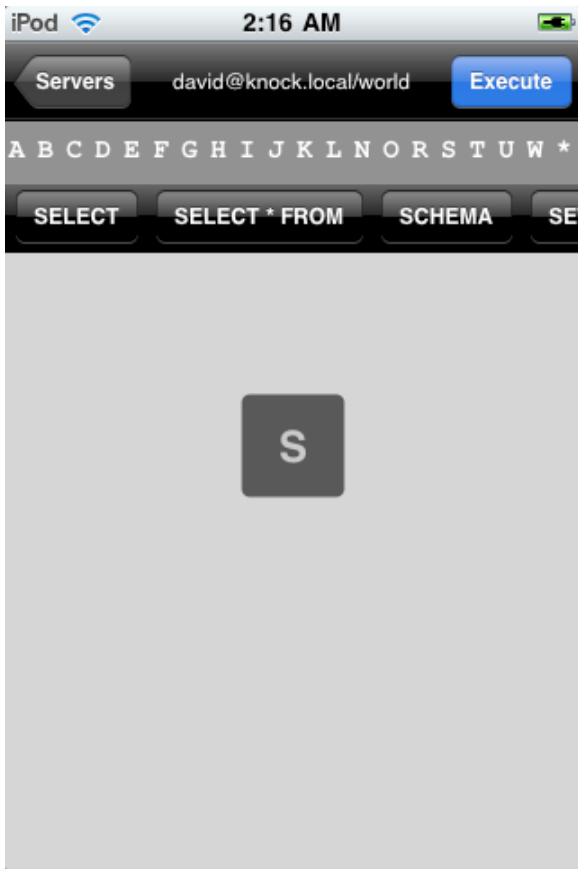
Using SSH enables you to secure your connection to your MySQL server. iMy 2.1 lets you specify a third party as your SSH host. Your SSH server must be configured for password or keyboard-interactive authentication.

Once you have completed the required information, tap the Save button and return to the Connection screen. From here, you can see your connection. If you have enabled SSH, a padlock will appear next to your connection.

Tapping on a connection will log you in to your MySQL server, and allow you to issue queries to your database.


Important MySQL Configuration Note:

'skip-networking' in your MySQL configuration MUST NOT be enabled. If you want restrict connections to the localhost, use 'bind-address=127.0.0.1' which is the MySQL recommended way to restrict remote connections, and is just as secure.

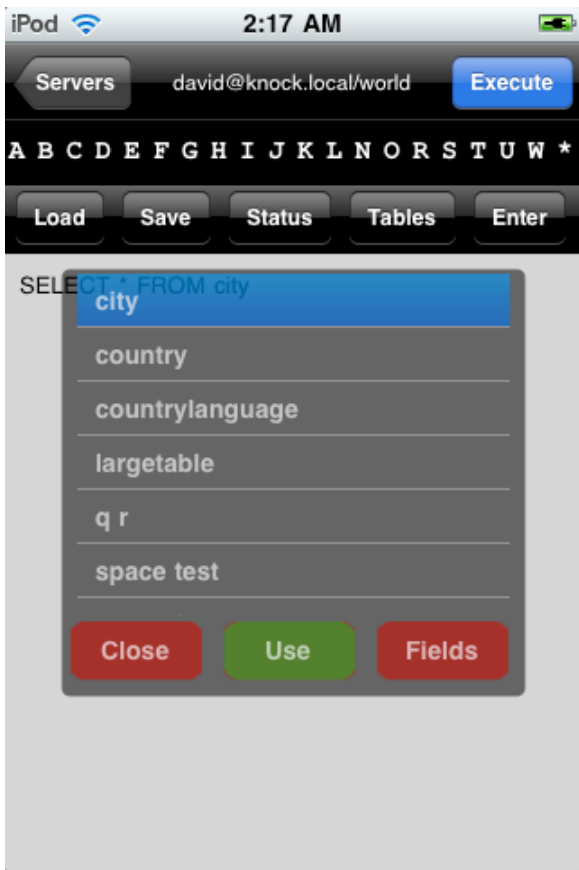


Creating a query

Across the top of the screen is a bar with most every letter in the alphabet and an “*” symbol. You can drag your finger across the letters and the letter which you are currently over will appear in the middle of the screen. Letting go on a letter will fill the toolbar underneath the letter bar with MySQL keywords starting with that letter. Tapping on a keyword will insert that keyword into the query. The toolbar scrolls sideways if needed.



Tapping on the “*” will bring up symbols to help you write queries with characters such as commas, parentheses, less than, signs, etc. There is also a clear button will clear the query window. The toolbar scrolls sideways.




Inserting a Table, Loading/Saving a Query, and getting Tables and Fields

By tapping on the connection name in the top middle of screen, you will get the Operations Bar. From here you can load queries, save queries, get MySQL server status, see tables and fields, and insert a carriage return into a query.

Viewing Tables and Fields

Tapping on the Tables button will bring up the two sided table and field view. This pop up is transparent so that you can see the query underneath as you insert tables and fields. The first view is a list of tables. If you want to insert a table, simply highlight the table and click 'Use'. If you highlight a table and click the 'Fields' button, the pop will flip over, and show all the fields for the table. Just like on the Table side, selecting a field, and tapping the Use button will insert the fully qualified field name into the query. The pop up is not dismissed until the Close button is tapped.

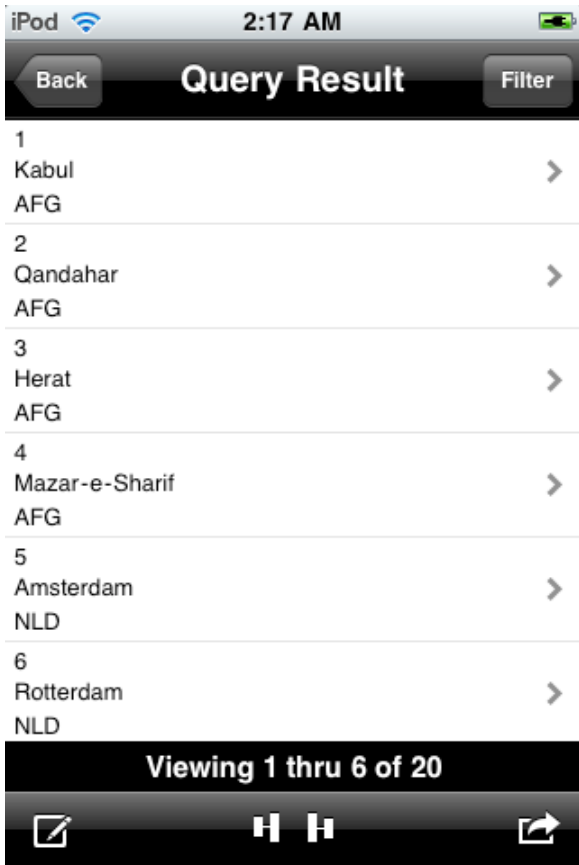


Saving a Query

Tapping the Save button will save the text of the current query. The query name must be unique.

Loading a Query

iMy can save and reuse queries for a later date. It is also possible to upload large queries from desktop machines, so that they do not have to be entered on the device. Tap the Upload button, and the Sharing View will appear. From a web browser, navigate to the URL provided, select a local file, and press the submit button. The query will appear with the filename that was present on your local filesystem when you return to the Load Query view. Queries will be the name of the file on your local filesystem, so if your file is bigquery.txt, that will be the name of the query that appears in the list.



Viewing an Executed Query

By default, iMy only retrieves the first 20 records in a query. This is to preserve memory and allows for queries with large recordsets to be retrieved incrementally.

The first view after executing a query is the abbreviated result view. The first three fields of the query are visible. Across the bottom, the status bar is constantly updated with the current range of records visible as you scroll through the records. Tapping on a record will show all the fields.

Emailing Query Results

Tapping the email button in the lower left will create a tab delimited file and attach it to an email for emailing to a recipient.

Navigating large record sets

One of the biggest problems with navigating large recordsets on a portable device is how to move quickly across a large amount of records. iMy solves this problem by using the concept of 'halving' the recordset. The two buttons in the middle of the toolbar navigate halfway through the recordset in each direction. For example, if a query returns 4000 records, and you wish to navigate to record 1000, tap the right half button, and that will navigate halfway through the recordset to record 2000. Tapping the left half button will then go halfway to record 1, leaving you right at record 1000. From there, tapping the right half, will navigate to halfway between the current record (1000), and the size of the recordset (4000), leaving you at record 2500.

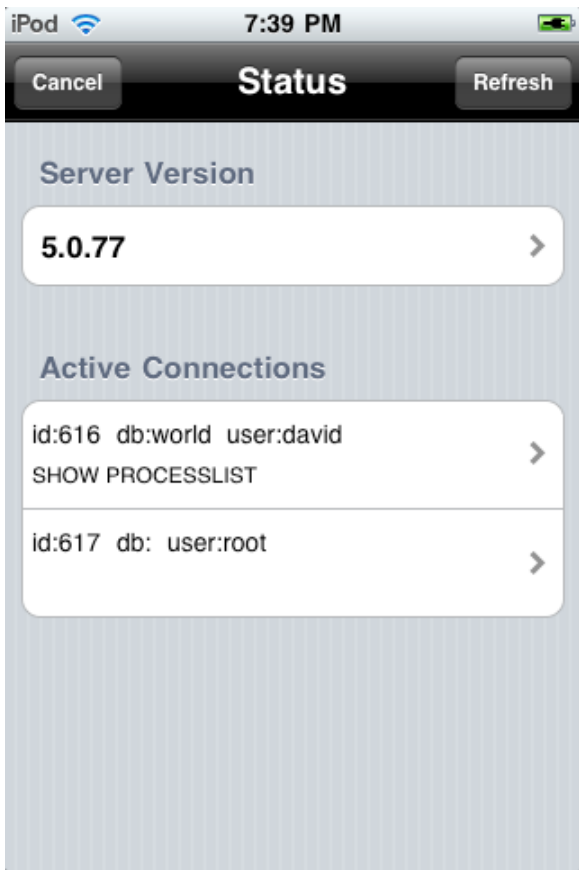


Retrieving more records

Tapping the Action button in the lower right hand corner, will present a sheet giving you the option of retrieving the next 20 records, the rest of the records in the query, or saving the currently retrieved records.

Saving Query Results

Tapping the Save Query Results button from the Action Sheet will save the current query, and present the same sharing interface that is available from the opening view. The queries are named with the current date and time of the query.



Status

Tapping the Status button will allow you to see the current status of your MySQL server and disconnect users if the logged in user has the proper permissions.

Copyright ©2011 Spanware, Inc. All rights reserved. This program is protected by US and international copyright laws and may not be used without license from Spanware, Inc.

This software uses the libssh2 library:

Copyright (c) 2004-2007 Sara Golemon <sarag@libssh2.org>
Copyright (c) 2006-2007 The Written Word, Inc.
Copyright (c) 2009 Daniel Stenberg
Copyright (C) 2008, 2009 Simon Josefsson
All rights reserved.

Redistribution and use in source and binary forms, with or without modification, are permitted provided that the following conditions are met:

Redistributions of source code must retain the above Copyright notice, this list of conditions and the following disclaimer.

Redistributions in binary form must reproduce the above copyright notice, this list of conditions and the following disclaimer in the documentation and/or other materials provided with the distribution.

Neither the name of the copyright holder nor the names of any other contributors may be used to endorse or promote products derived from this software without specific prior written permission.

THIS SOFTWARE IS PROVIDED BY THE COPYRIGHT HOLDERS AND CONTRIBUTORS "AS IS" AND ANY EXPRESS OR IMPLIED WARRANTIES, INCLUDING, BUT NOT LIMITED TO, THE IMPLIED WARRANTIES OF MERCHANTABILITY AND FITNESS FOR A PARTICULAR PURPOSE ARE DISCLAIMED. IN NO EVENT SHALL THE COPYRIGHT OWNER OR CONTRIBUTORS BE LIABLE FOR ANY DIRECT, INDIRECT, INCIDENTAL, SPECIAL, EXEMPLARY, OR CONSEQUENTIAL DAMAGES (INCLUDING, BUT NOT LIMITED TO, PROCUREMENT OF SUBSTITUTE GOODS OR SERVICES; LOSS OF USE, DATA, OR PROFITS; OR BUSINESS INTERRUPTION) HOWEVER CAUSED AND ON ANY THEORY OF LIABILITY, WHETHER IN CONTRACT, STRICT LIABILITY, OR TORT (INCLUDING NEGLIGENCE OR OTHERWISE) ARISING IN ANY WAY OUT OF THE USE OF THIS SOFTWARE, EVEN IF ADVISED OF THE POSSIBILITY OF SUCH DAMAGE.

This software uses the OpenSSL and SSLeay library:

OpenSSL License

=====
Copyright (c) 1998-2008 The OpenSSL Project. All rights reserved.

Redistribution and use in source and binary forms, with or without modification, are permitted provided that the following conditions are met:

1. Redistributions of source code must retain the above copyright notice, this list of conditions and the following disclaimer.
2. Redistributions in binary form must reproduce the above copyright notice, this list of conditions and the following disclaimer in the documentation and/or other materials provided with the distribution.
3. All advertising materials mentioning features or use of this software must display the following acknowledgment:
"This product includes software developed by the OpenSSL Project

for use in the OpenSSL Toolkit. (<http://www.openssl.org/>)"

4. The names "OpenSSL Toolkit" and "OpenSSL Project" must not be used to endorse or promote products derived from this software without prior written permission. For written permission, please contact openssl-core@openssl.org.
5. Products derived from this software may not be called "OpenSSL" nor may "OpenSSL" appear in their names without prior written permission of the OpenSSL Project.
6. Redistributions of any form whatsoever must retain the following acknowledgment:
"This product includes software developed by the OpenSSL Project for use in the OpenSSL Toolkit (<http://www.openssl.org/>)"

THIS SOFTWARE IS PROVIDED BY THE OpenSSL PROJECT ``AS IS'' AND ANY EXPRESSED OR IMPLIED WARRANTIES, INCLUDING, BUT NOT LIMITED TO, THE IMPLIED WARRANTIES OF MERCHANTABILITY AND FITNESS FOR A PARTICULAR PURPOSE ARE DISCLAIMED. IN NO EVENT SHALL THE OpenSSL PROJECT OR ITS CONTRIBUTORS BE LIABLE FOR ANY DIRECT, INDIRECT, INCIDENTAL, SPECIAL, EXEMPLARY, OR CONSEQUENTIAL DAMAGES (INCLUDING, BUT NOT LIMITED TO, PROCUREMENT OF SUBSTITUTE GOODS OR SERVICES; LOSS OF USE, DATA, OR PROFITS; OR BUSINESS INTERRUPTION) HOWEVER CAUSED AND ON ANY THEORY OF LIABILITY, WHETHER IN CONTRACT, STRICT LIABILITY, OR TORT (INCLUDING NEGLIGENCE OR OTHERWISE) ARISING IN ANY WAY OUT OF THE USE OF THIS SOFTWARE, EVEN IF ADVISED OF THE POSSIBILITY OF SUCH DAMAGE.

=====

This product includes cryptographic software written by Eric Young (eay@cryptsoft.com). This product includes software written by Tim Hudson (tjh@cryptsoft.com).

Original SSLeay License

Copyright (C) 1995-1998 Eric Young (eay@cryptsoft.com)
All rights reserved.

This package is an SSL implementation written by Eric Young (eay@cryptsoft.com). The implementation was written so as to conform with Netscapes SSL.

This library is free for commercial and non-commercial use as long as the following conditions are aheared to. The following conditions apply to all code found in this distribution, be it the RC4, RSA, lhash, DES, etc., code; not just the SSL code. The SSL documentation included with this distribution is covered by the same copyright terms except that the holder is Tim Hudson (tjh@cryptsoft.com).

Copyright remains Eric Young's, and as such any Copyright notices in the code are not to be removed.
If this package is used in a product, Eric Young should be given attribution as the author of the parts of the library used.
This can be in the form of a textual message at program startup or in documentation (online or textual) provided with the package.

Redistribution and use in source and binary forms, with or without modification, are permitted provided that the following conditions are met:

1. Redistributions of source code must retain the copyright notice, this list of conditions and the following disclaimer.
2. Redistributions in binary form must reproduce the above copyright notice, this list of conditions and the following disclaimer in the documentation and/or other materials provided with the distribution.

3. All advertising materials mentioning features or use of this software must display the following acknowledgement:
"This product includes cryptographic software written by
Eric Young (eay@cryptsoft.com)"
The word 'cryptographic' can be left out if the routines from the library being used are not cryptographic related :-).
4. If you include any Windows specific code (or a derivative thereof) from the apps directory (application code) you must include an acknowledgement:
"This product includes software written by Tim Hudson (tjh@cryptsoft.com)"

THIS SOFTWARE IS PROVIDED BY ERIC YOUNG ``AS IS'' AND ANY EXPRESS OR IMPLIED WARRANTIES, INCLUDING, BUT NOT LIMITED TO, THE IMPLIED WARRANTIES OF MERCHANTABILITY AND FITNESS FOR A PARTICULAR PURPOSE ARE DISCLAIMED. IN NO EVENT SHALL THE AUTHOR OR CONTRIBUTORS BE LIABLE FOR ANY DIRECT, INDIRECT, INCIDENTAL, SPECIAL, EXEMPLARY, OR CONSEQUENTIAL DAMAGES (INCLUDING, BUT NOT LIMITED TO, PROCUREMENT OF SUBSTITUTE GOODS OR SERVICES; LOSS OF USE, DATA, OR PROFITS; OR BUSINESS INTERRUPTION) HOWEVER CAUSED AND ON ANY THEORY OF LIABILITY, WHETHER IN CONTRACT, STRICT LIABILITY, OR TORT (INCLUDING NEGLIGENCE OR OTHERWISE) ARISING IN ANY WAY OUT OF THE USE OF THIS SOFTWARE, EVEN IF ADVISED OF THE POSSIBILITY OF SUCH DAMAGE.

The licence and distribution terms for any publically available version or derivative of this code cannot be changed. i.e. this code cannot simply be copied and put under another distribution licence [including the GNU Public Licence.]